

PIP-MS *PF1* SERIES

Off-Grid Solar Inverter

MPPT



MAIN FEATURES


- NEW energy-efficient power factor 1.0 design
- Parallel-ready up to 9 units*
- Equalization charging up to 64V(special high DC volt models only, OEM)**
- Increased max DC limit up to 66V(special high DC volt models only, OEM)**
- Bulk charge (C.V.) setting time
- Built-in MPPT solar charger
- High frequency pure sine wave design
- Suitable for with or without grid input
- Programmable parameters
- Max up to 60A utility charging*
- Adjustable bulk/float voltage
- Wide AC input range
- Lightweight, easy to install
- FREE monitoring software
- LCD Display + LED indicators
- USB/RS232 communication interface
- (optional) remote display available

*select models only

**requires special order




HIGH DC INPUT 66V**



EQUALIZATION CHARGING**



PARALLEL SUPPORT*



ENERGY EFFICIENT

PIP-MS *PF1* SERIES 1024 2024 3024 4048(1) 5048


ELECTRICAL SPECIFICATIONS					
Continuous Output	1000W	2000W	3000W	4000W	5000W
Parallel-ready	NO			Yes, Max 9	
Input Power Factor	1				
Input Voltage Range	90~280VAC (Appliance mode), 170~280VAC (UPS mode)				
Input/Output Frequency	50Hz / 60Hz				
Output Voltage	230VAC±5%				
Output Waveform	Pure Sine Wave				
Output Regulation	< 3% RMS for battery voltage range				
Output Short Circuit	Circuit Breaker				
Peak Efficiency	95% (line mode) / 91% (inverter mode)				
Transfer Time	<10ms (UPS mode), <20ms (Appliance mode) **				
Charging Mode	3-stage				
Nominal DC Voltage	24V	24V		48V	
Bulk Volt (Flooded, AGM)	29.2, 28.2V	29.2, 28.2V		58.4, 56.4V	
Float Volt	27.0V	27.0V		54.0V	
Max DC Volt	31.0V	31.0V		60V / 66.0V	
Max AC Charging Current	20Amp	30Amp		60Amp	
No Load Consumption	<15W	<25W		<50W	
Power Saving Mode	<5W	<10W		<15W	
Solar Charger					
Algorithm	MPPT				
System DC Voltage	24V		48V		
Max PV Input Voc	75V		145V		
MPPT Range	30 - 66V		60 - 115V		
Max Charging Current/Power	25A, 600W		80A, 4000W		
ENVIRONMENTAL / MECHANICAL SPECIFICATIONS					
Certification	CE				
Operating/Storage Temp.	0°C ~ 55°C / -15°C ~ 60°C				
Operating Humidity	20~90%RH Non-Condensing				
Dimension	355*272*100mm			468*295*120mm	
Net Weight	7.0Kg	7.0Kg	7.5Kg	12.5Kg	13.5Kg

*MPP Solar Inc. reserves the right to change product specification without notice. MPP Solar is a registered trademark.

**Parallel Mode transfer time is 30ms



PARALLEL KIT



This accessory is applicable to select 48VDC models of HS and MS series inverters. It is a required component to be installed in every unit of a parallel system. A parallel kit includes:

- 1 X PARALLEL BOARD
- 1 X PARALLEL COMM CABLE
- 1 X CURRENT SHARING CABLE

***IMPORTANT:** please do not attempt to parallel non-parallel-ready inverters together, as this will result instant damage of all units!

REMOTE CONTROL DISPLAY MODULE



This device is an extension of the HS/MS inverter's LCD module and allows user to implement control on settings and monitoring from a distance away, one unit at a time.

This remote module can coexist with the built-in LCD display and is compatible with most models in the HS/MS inverter series. Default operating distance: 15m via RJ45 network cable (fixed length cable included)

***For more details on pricing, availability and installation guide, please contact us directly.**